

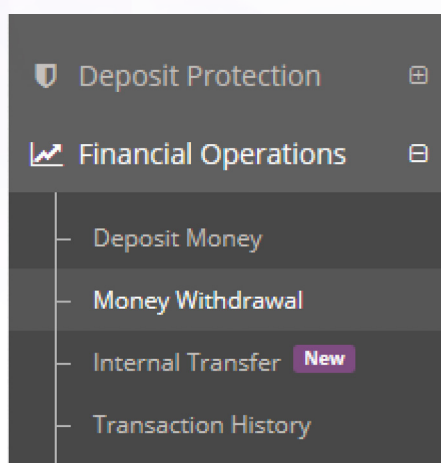
## How to Deposit and Withdraw Money

In this step-by-step guide you will learn how to make deposits to and withdrawals from your SuperForex account. Please make sure all of your trade orders are closed before you try to make a deposit or a withdrawal, as otherwise you won't be able to proceed.

### Deposit money

First you need to head over to the Client's Cabinet and log into the account you would like to charge with money or withdraw funds from.


Once inside the Cabinet, navigate to the Financial Operations menu on the left where you can see the options Deposit Money and Money Withdrawal.



To make a deposit, click on Deposit Money. This will take you to a page that contains all of our supported payment systems. It is up to you to decide what deposit method you would like to choose. When you select a method, click on the green Deposit button.

|  | Visa/Master<br>Credit or<br>Debit Cards  | 1 USD<br>1 EUR<br>50 RUB | No limit           | All                    | No<br>commission        | Instant            | <a href="#">Deposit</a> |
|---|--|--------------------------|--------------------|------------------------|-------------------------|--------------------|-------------------------|
|  | China Union<br>Pay                       | 100 CNY                  | No limit           | USD, CNY               | No<br>commission        | Instant            | <a href="#">Deposit</a> |
| Electronic Payments   |  |                          |                    |                        |                         |                    |                         |
|   | Payment System                           | Minimum<br>Deposit       | Maximum<br>Deposit | Transfer<br>Currencies | Commissions<br>and Fees | Processing<br>Time |                         |
|  | Skrill<br><i>a.k.a.<br/>Moneybookers</i> | 2                        | No limit           | USD, EUR               | No<br>commission        | Instant            | <a href="#">Deposit</a> |
|  | SticPay                                  | No limit                 | No limit           | USD                    | No<br>commission        | Instant            | <a href="#">Deposit</a> |
|  | Neteller                                 | 2                        | No limit           | USD, EUR               | No<br>commission        | Instant            | <a href="#">Deposit</a> |
|  | PayCo                                    | No limit                 | No limit           | USD, EUR,<br>RUB       | No<br>commission        | Instant            | <a href="#">Deposit</a> |

This will take you to a more detailed overview of the selected payment system where you can learn more about it. Specify the amount you would like to deposit in the Deposit Details field below, then press Deposit Money.














password. You can make payments or withdraw money from your SuperForex trading account easily with complete safety.

Commission on deposit: 0%

Commission on withdrawal: 1% from wallet to wallet

**Important information about account funding and transfers:** If a currency conversion is needed, it will be executed at company rates, i.e. the rates provided by MetaTrader 4. Currency conversion will be based on the rates at the moment of receiving your deposit.

### Deposit Details

The Amount you would like to deposit



[Deposit Money](#)

This will take you to the relevant webpage for that payment system where you can complete the transaction. That is all!

## Withdraw money

To make a withdrawal, go to Money Withdrawal. This will take you to a page that contains all of our supported payment systems. It is up to you to decide what withdrawal method you would like to use. When you select a method, click on the green Withdraw button.

Financial Operations > Money Withdraw

| BankWire Transfers   |                          |                     |  |                      |                          |
|--|--------------------------|---------------------|--|----------------------|--------------------------|
| Payment System   | Available for Withdrawal | Transfer Currencies | Commissions and Fees   | Processing Time      |                          |
| <br>BankWire Transfer<br><i>Transfer to the Company's Account</i> | 0 %<br>0 \$              | All                 | 3% + 35 USD  | 2 - 4 business days, | <a href="#">Withdraw</a> |
| <br>PaySec<br><i>Transfer to the Company's Account</i>            | 0 %<br>0 \$ + 0 \$       | IDR, MYR, THB, VND  | 2.00%  | 1 - 3 business hours | <a href="#">Withdraw</a> |
| Credit / Debit Cards   |                          |                     |  |                      |                          |
| Payment System   | Available for Withdrawal | Transfer Currencies | Commissions and Fees   | Processing Time      |                          |
| <br>Visa/Master Credit or Debit Cards                           | 0 %<br>0 \$              | All                 | 3% + 7 USD or 3% + 7 EUR for USD / EUR card<br>3% + 50 RUB for RUB card<br>Minimum amount for withdrawal | 1 - 3 business hours | <a href="#">Withdraw</a> |

Similar to the deposits page, pressing Withdraw will offer more information for the payment system and ask you to specify the withdrawal amount. Once you fill in the withdrawal amount and press Withdraw Money, you will be redirected to the relevant webpage to complete the transaction.

Please note that you need to complete each transaction via the relevant webpage of the payment system you are using, so make sure to always follow the steps to the end.

Also note that different payment methods have varying processing times. These are determined by the payment systems themselves and are not up to SuperForex. Always check how long it takes for transactions to be processed, since with some methods the execution is almost instant, while with others it might take up to several days. As a rule of thumb, electronic payments are much faster than bank wires.

Moreover, SuperForex does not charge any deposit and withdrawal fees. We do not make a commission on your transactions with your account. Still, be aware that some of the payment systems may have their own surcharges or conversion fees, for which we are not responsible.

If you are struggling to choose a deposit method or have trouble finding a payment system that is supported in your country, we advise you to look for authorized SuperForex partners who serve as Local Depositors in your region - they can do the transaction on your behalf.